


## VSUN335-120M-BB

### The Half Cell Module

VSUN335-120M-BB VSUN330-120M-BB  
 VSUN325-120M-BB VSUN320-120M-BB



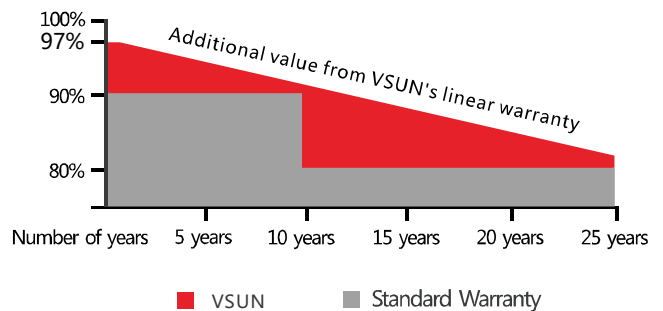
**19.74%**  
Module efficiency


**12 years**  
Material & Workmanship warranty

**335W**  
Highest power output

**25 years**  
Linear power output warranty

-  PERC Cell Technology
-  Higher output power
-  Lower risk of micro-crack
-  Positive tolerance offer
-  Lower risk of hot spot
-  Better shading tolerance
-  Certified for salt/ammonia corrosion resistance
-  Load certificates: wind to 2400Pa and snow to 5400Pa
-  Lower LCOE



**Munich RE**  **-12-year product warranty**  
**-25-year linear power output warranty**

Invested by Fuji Solar, VSUN is a Japanese solar module solutions provider located in Tokyo that offers Japanese quality solar technologies globally. The group's business started in Japan in 2006, later spreading to North America, Southeast Asia, and EMEA.

Innovative & Smart – VSUN has been committed to providing greener, cleaner, and more intelligent renewable energy solutions. It is focusing on the new energy market and the development of customized and high-efficiency products.

**Note:**

All information and data are subject to change without notice.  
 All rights reserved@VSUN

A Sub-company of **FUJISOLAR**

## Electrical Characteristics at Standard Test Conditions(STC)

Module Type	VSUN335-120M-BB	VSUN330-120M-BB	VSUN325-120M-BB	VSUN320-120M-BB
Maximum Power - Pmax (W)	335	330	325	320
Open Circuit Voltage - Voc (V)	40.8	40.6	40.4	40.2
Short Circuit Current - Isc (A)	10.42	10.35	10.28	10.17
Maximum Power Voltage - Vmpp (V)	33.9	33.7	33.5	33.3
Maximum Power Current - Imp (A)	9.89	9.8	9.71	9.61
Module Efficiency	19.74%	19.44%	19.15%	18.85%

Standard Test Conditions (STC): irradiance 1,000 W/m<sup>2</sup>; AM 1.5; module temperature 25°C. Tolerance of Pmp: 0~ +3%.  
Measuring uncertainty of power: ±3%.

## Electrical Characteristics at Normal Operating Cell Temperature(NOCT)

Module Type	VSUN335-120M-BB	VSUN330-120M-BB	VSUN325-120M-BB	VSUN320-120M-BB
Maximum Power - Pmax (W)	247.3	243.7	240.2	236.3
Open Circuit Voltage - Voc (V)	37.7	37.5	37.4	37.2
Short Circuit Current - Isc (A)	8.42	8.36	8.3	8.22
Maximum Power Voltage - Vmpp (V)	31.2	31	30.8	30.6
Maximum Power Current - Imp (A)	7.92	7.86	7.8	7.72

Normal Operating Cell Temperature (NOCT) : irradiance 800W/m<sup>2</sup>; wind speed 1 m/s ; cell temperature 45°C; ambient temperature 20°C.  
Measuring uncertainty of power: ±3%.

## Temperature Characteristics

NOCT	45°C ( ±2°C )	Maximum System Voltage [V]	1000
Voltage Temperature Coefficient	-0.29%/°C	Series Fuse Rating [A]	20
Current Temperature Coefficient	+0.05%/°C		
Power Temperature Coefficient	-0.39%/°C		

## Maximum Ratings

## Material Characteristics

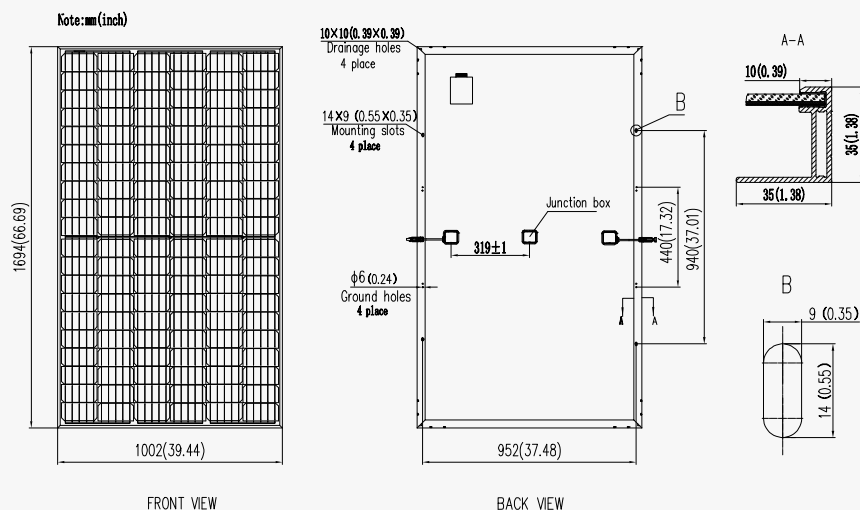
Dimensions	1694×1002×35mm (L×W×H)
Weight	19.2kg
Frame	Black anodized aluminum profile
Front Glass	White toughened safety glass, 3.2 mm
Cell Encapsulation	EVA (Ethylene-Vinyl-Acetate)
Back Sheet	Composite film
Cells	12×10 pieces monocrystalline solar cells series strings
Junction Box	Rated current≥13A, IP≥67, TUV&UL
Cable&Connector	Length 500 mm, 1×4 mm <sup>2</sup> , compatible with MC4

## Packaging

Dimensions(L×W×H)	1720×1110×1132mm	Temperature Range	-40 °C to + 85 °C
Container20'	360	Withstanding Hail	Maximum diameter of 25 mm with impact speed of 23 m/s-1
Container40'	780	Maximum Surface Load	5,400 Pa
Container40'HC	845	Application class	class A

## System Design

## Dimensions



## IV-Curves

